

## Ice Cuber 75kg/24h with 30kg bin - Air cooled, Hollow Cubes

ITEM # \_\_\_\_\_

MODEL # \_\_\_\_\_

NAME # \_\_\_\_\_

SIS # \_\_\_\_\_

AIA # \_\_\_\_\_


**730014 (IMF80A)**

Ice Maker, hollow cube, 75 kg/24h, 30kg ice collection bin included, air-cooled

### Short Form Specification

Item No. \_\_\_\_\_

Plastic flap on the front, top and sides in 304 AISI stainless steel. The ice-making method (paddle system) guarantees hygienically pure hollow ice cubes that are resistant to melting. The paddle system technology grants optional performance even in case of hard water supply. Ice productivity is not affected by limestone. R452A refrigerant. Air cooled. Container capacity Kg: 30.

### Main Features

- Complies with main international certification bodies and is CE marked.
- Compact dimensions of the ice cubers make them highly suitable for any location, particularly those where space is at a premium.
- Ice-making technology (paddle system) guarantees compact, hygienically pure ice cubes and guarantees great performance even in case of hard water supply.
- Water consumption and productivity calculated using 15°C water temperature and 21°C ambient temperature.
- Fully automatic in operation.
- Model available in air-cooled version.

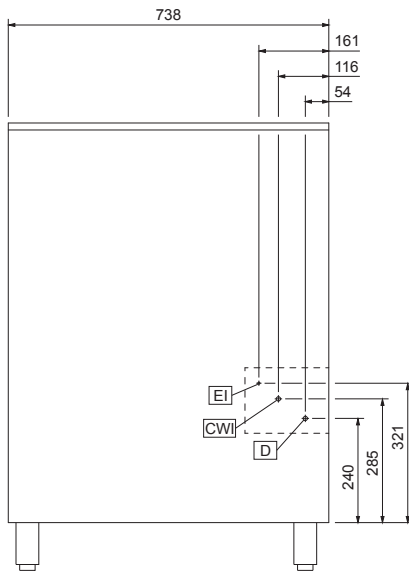
### Construction

- Reliability guaranteed by the quality of the construction materials used (plastic flap on the front, top and sides in 304 AISI stainless steel) and the sophisticated product and process technology involved.
- Plug as standard (schuko type).
- AISI 304 stainless steel exterior.
- Adjustable feet 110-150 mm.
- The ice-making method guarantees ice cubes that quickly cool the drinks down.
- Environmentally friendly: R452a as refrigerant gas.

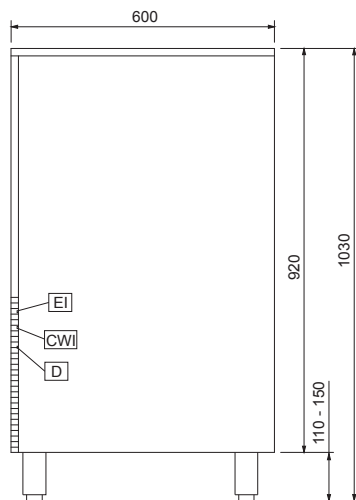
APPROVAL: \_\_\_\_\_



Front

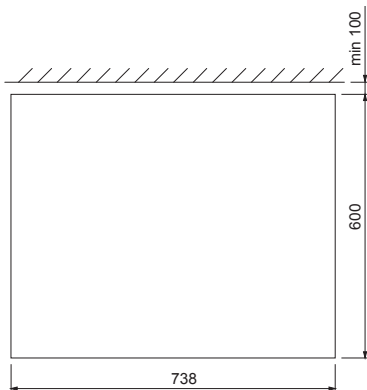


Side



- CWI = Cold Water inlet 1 (cleaning)
- D = Drain
- EI = Electrical inlet (power)

Top



### Electric

#### Supply voltage:

730014 (IMF80A) 220-240 V/1N ph/50 Hz

#### Electrical power max.:

0.48 kW

### Capacity:

#### Bin capacity:

30 kg

### Key Information:

External dimensions, Width: 738 mm

External dimensions, Depth: 600 mm

External dimensions, Height: 1030 mm

Net weight: 75 kg

Output: 75 kg/day

Kind of cube:

### Refrigeration Data

#### Refrigerant type:

R452A